

1. Name of Listed Entity: **KPIT Technologies Limited**
2. Scrip Code/Name of Scrip/Class of Security: **KPIT**
3. Share Holding Pattern Filed under: **31c**
4. Share Holding Pattern as on : **18-Jan-2019 (as on date of allotment)**
5. **Declaration:** The Listed entity is required to submit the following declaration to the extent of submission of information:-

Sr. No.	Particulars	Yes/No	
1	Whether the Listed Entity has issued any partly paid up shares?	No	
2	Whether the Listed Entity has issued any Convertible Securities?	No	
3	Whether the Listed Entity has any shares against which depository receipts are issued?	No	
4	Whether the Listed Entity has any shares in locked-in?	No	
5	Whether any shares held by promoters are pledge or otherwise encumbered?	Yes	Promoter and Promoter Group
6	Whether the Listed Entity has issued any differential Voting Rights?	No	
7	Whether the Listed Entity has issued any Warrants ?	No	



Table I - Summary Statement holding of specified securities

Category (I)	Category of share holder (II)	Nos. of share holders (III)	No. of fully paid up equity shares held (IV)	No. of Partly paid-up equity shares held (V)	No. of shares underlying Depository Receipts (VI)	Total nos. shares held (VII) = (IV)+(V)+(VI)	Share holding as a % of total no. of shares (calculated as a % of (A+B+C2))	Number of Voting Rights held in each class of securities (IX)				No. of Shares Underlying Outstanding convertible securities (including Warrants) (X)	Shareholding, as a % assuming full conversion of convertible securities (as a percentage of diluted share capital) (XI) = (VII)+(X) As a % of (A+B+C2)	Number of Locked in shares (XII)		Number of Shares pledged or otherwise encumbered (XIII)		Number of equity shares held in dematerialized form (XIV)	
								No of Voting Rights						Total as a % of (A+B+C)	No. (a)	As a % of total Shares held (b)	No. (a)		As a % of total Shares held (b)
								Class eg: X	Class eg: y	Total	Total as a % of (A+B+C)								
A	Promoter & Promoter Group	14	114038596	0	0	114038596	41.60	114038596	0	114038596	41.60	0	0.00	12089000	10.60	114038596			
B	Public	57281	154344439	0	0	154344439	56.30	154344439	0	154344439	56.30	0	0.00			153440204			
C	Non Promoter-Non Public	1	5760773	0	0	5760773	2.10	5760773	0	5760773	2.10	0	0.00			5760773			
C1	Shares underlying DRs	0	0	0	0	0		0	0	0	0.00	0	0.00			0			
C2	Shares held by Employee Trusts	1	5760773	0	0	5760773	2.10	5760773	0	5760773	2.10	0	0.00			5760773			
	Total	57296	274143808	0	0	274143808	100.00	274143808	0	274143808	100.00	0	0.00	12089000	4.41	273239573			




Table II - Statement showing shareholding pattern of the Promoter and Promoter Group

	Category & Name of the Shareholders (I)	PAN (II)	No. of shareholder (III)	No. of fully paid up equity shares held (IV)	Partly paid-up equity shares held (V)	Nos. of shares underlying Depository Receipts (VI)	Total nos. shares held (VII = IV+V+VI)	Shareholding % calculated as per SCRR, 1957 As a % of (A+B+C2) (VIII)	Number of Voting Rights held in each class of securities (IX)			No. of Shares Underlying Outstanding convertible securities (including Warrants) (X)	Shareholding, as a % assuming full conversion of convertible securities (as a percentage of diluted share capital) (XI) = (VII)+(X) as a % of A+B+C2	Number of Locked in shares (XII)		Number of Shares pledged or otherwise encumbered (XIII)		Number of equity shares held in dematerialized form (XIV)	
									No of Voting Rights		Total as a % of Total Voting rights			No. (a)	As a % of total Shares held (b)	No. (a)	As a % of total shares held (b)		
									Class X	Class Y									Tot al
1	Indian		0	0	0	0	0	0.00	0	0	0	0.00	0	0.00	0	0.00	0	0	
a	Individuals/Hindu undivided Family		9	8440430	0	0	8440430	3.08	8440430	0	8440430	3.08	0	3.08	0	0.00	2500000	29.62	8440430
	Mr. Shrikrishna Patwardhan	AJAPP9485B	1	1100000	0	0	1100000	0.40	1100000	0	1100000	0.40	0	0.40	0	0.00	0	0.00	1100000
	Mr. Shashishekhar Pandit	AEEPP9019E	1	430500	0	0	430500	0.16	430500	0	430500	0.16	0	0.16	0	0.00	0	0.00	430500
	Mr. Ajay Bhagwat	ACRPB8150F	1	2636800	0	0	2636800	0.96	2636800	0	2636800	0.96	0	0.96	0	0.00	0	0.00	2636800
	Ms. Nirmala Pandit	ABGPP3840E	1	239000	0	0	239000	0.09	239000	0	239000	0.09	0	0.09	0	0.00	0	0.00	239000
	Mr. Kishor Patil	AARPP7513Q	1	2989080	0	0	2989080	1.09	2989080	0	2989080	1.09	0	1.09	0	0.00	2500000	83.64	2989080
	Mr. Chinmay Pandit	AJDPP4689C	1	38620	0	0	38620	0.01	38620	0	38620	0.01	0	0.01	0	0.00	0	0.00	38620
	Ms. Ashwini Bhagwat jointly held with Mr. Ajay Bhagwat	ADMPPB7781Q	1	43300	0	0	43300	0.02	43300	0	43300	0.02	0	0.02	0	0.00	0	0.00	43300



	Mr. Sachin Tikekar	AAKPT7201J	1	840800	0	0	840800	0.31	840800	0	840800	0.31	0	0.31	0	0.00	0	0.00	840800
	Mr. Anupama Patil	ABFPP6911M	1	122330	0	0	122330	0.04	122330	0	122330	0.04	0	0.04	0	0.00	0	0.00	122330
b	Central Government/ State Government(s)		0	0	0	0	0	0.00	0	0	0	0.00	0	0.00	0	0.00	0	0.00	0
c	Financial Institutions/ Banks		0	0	0	0	0	0.00	0	0	0	0.00	0	0.00	0	0.00	0	0.00	0
d	Any Other (specify)		4	105558166	0	0	105558166	38.50	105558166	0	105558166	38.50	0	38.50	0	0.00	9589000	9.08	105558166
	Bodies Corporate		4	105558166	0	0	105558166	38.50	105558166	0	105558166	38.50	0	38.50	0	0.00	9589000	9.08	105558166
	Proficient Finstock LLP	AANFP2671B	1	27130949	0	0	27130949	9.90	27130949	0	27130949	9.90	0	9.90	0	0.00	9589000	35.34	27130949
	K And P Management Services Pvt. Ltd.	AAACK7493E	1	300910	0	0	300910	0.11	300910	0	300910	0.11	0	0.11	0	0.00	0	0.00	300910
	National Engineering Industries Ltd.	AAACN9969L	1	72956796	0	0	72956796	26.61	72956796	0	72956796	26.61	0	26.61	0	0.00	0	0.00	72956796
	Central India Industries Limited	AABCC2194H	1	5169511	0	0	5169511	1.89	5169511	0	5169511	1.89	0	1.89	0	0.00	0	0.00	5169511
	Sub-Total (A)(1)		13	113998596	0	0	113998596	41.58	113998596	0	113998596	41.55	0	41.58	0	0.00	12089000	10.60	113998596



2	Foreign		0	0	0	0	0	0.00	0	0	0	0.00	0	0.00	0	0.00	0	0.00	0
a	Individuals (Non-Resident Individuals/ Foreign Individuals)		1	40000	0	0	40000	0.01	40000	0	40000	0.01	0	0.01	0	0.00	0	0.00	40000
	Hemlata Shende	BBYPS6377N	1	40000	0	0	40000	0.01	40000	0	40000	0.01	0	0.01	0	0.00	0	0.00	40000
b	Government		0	0	0	0	0	0.00	0	0	0	0.00	0	0.00	0	0.00	0	0.00	0
c	Institutions		0	0	0	0	0	0.00	0	0	0	0.00	0	0.00	0	0.00	0	0.00	0
d	Foreign Portfolio Investor		0	0	0	0	0	0.00	0	0	0	0.00	0	0.00	0	0.00	0	0.00	0
e	Any Other (specify)		0	0	0	0	0	0.00	0	0	0	0.00	0	0.00	0	0.00	0	0.00	0
	Sub-Total (A)(2)		1	40000	0	0	40000	0.01	40000	0	40000	0.01	0	0.01	0	0.00	0	0.00	40000
	Total Shareholding of Promoter and Promoter Group (A)= (A)(1)+(A)(2)		14	114038596	0	0	114038596	41.59	114038596	0	114038596	41.56	0	41.59	0	0.00	12089000	10.60	114038596

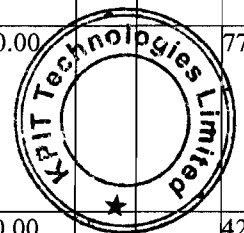


Table III - Statement showing shareholding pattern of the Public shareholder

Category & Name of the Shareholders (I)	PAN (II)	Nos. of share holder (III)	No. of fully paid up equity shares held (IV)	Partly paid-up equity shares held (V)	Nos. of shares underlying Depository Receipts (VI)	Total nos. shares held VII = IV+V+VI	Shareholding % calculated as per SCRR, 1957 As a % of (A+B+C2) VIII	Number of Voting Rights held in each class of securities (IX)			No. of Shares Underlying Outstanding convertible securities (including Warrants) (X)	Total shareholding, as a % assuming full conversion of convertible securities (as a percentage of diluted share capital) (XI)	Number of Locked in shares (XII)		Number of Shares pledged or otherwise encumbered (XIII)	Number of equity shares held in dematerialized form (XIV)			
								No of Voting Rights					Total as a % of Total Voting rights	No. (a)			As a % of total Shares held (b)	No. (Not applicable) (a)	As a % of total shares held (Not applicable) (b)
								Class X	Class Y	Total									
l	Institutions	0	0	0	0	0	0.00	0	0	0	0.00	0	0.00		0				
a	Mutual Funds/	12	8189831	0	0	8189831	2.99	8189831	0	8189831	2.99	0	0.00		8189831				
	Idfc Sterling Value Fund	AAETS9556K	1	4666425	0	0	4666425	1.70	4666425	0	4666425	1.70	0	0.00		4666425			
b	Venture Capital Funds	0	0	0	0	0	0.00	0	0	0	0.00	0	0.00		0				
c	Alternate Investment Funds	3	598964	0	0	598964	0.22	598964	0	598964	0.22	0	0.00		598964				
d	Foreign Venture Capital Investors	0	0	0	0	0	0.00	0	0	0	0.00	0	0.00		0				
E	Foreign Portfolio Investors	214	91236097	0	0	91236097	33.28	91236097	0	91236097	33.28	0	0.00		91236097				
	New Horizon Opportunities Master Fund	AAECN7708F	1	4999000	0	0	4999000	1.82	4999000	0	4999000	1.82	0	0.00		4999000			



	Acacia Partners, Lp	AALFA7272K	1	4800000	0	0	4800000	1.75	4800000	0	4800000	1.75	0	1.75	0	0.00		4800000
	Acacia Institutional Partners, Lp	AALFA7287Q	1	4597575	0	0	4597575	1.68	4597575	0	4597575	1.68	0	1.68	0	0.00		4597575
	Acacia Banyan Partners	AAGCA6900N	1	2757184	0	0	2757184	1.01	2757184	0	2757184	1.01	0	1.01	0	0.00		2757184
	Aviva Investors - Emerging Markets Equity Small Cap Fund	AAGCA5013Q	1	2873952	0	0	2873952	1.05	2873952	0	2873952	1.05	0	1.05	0	0.00		2873952
	Acacia Conservation Fund Lp	ABCFA8290P	1	3430056	0	0	3430056	1.25	3430056	0	3430056	1.25	0	1.25	0	0.00		3430056
	Government Pension Fund Global	AACCN1454E	1	3842196	0	0	3842196	1.40	3842196	0	3842196	1.40	0	1.40	0	0.00		3842196
F	Financial Institutions/ Banks		2	47466	0	0	47466	0.02	47466	0	47466	0.02	0	0.02	0	0.00		47466
g	Insurance Companies		2	826092	0	0	826092	0.30	826092	0	826092	0.30	0	0.30	0	0.00		826092
h	Provident Funds/ Pension Funds		0	0	0	0	0	0.00	0	0	0	0.00	0	0.00	0	0.00		0
i	Any Other (specify)		0	0	0	0	0	0.00	0	0	0	0.00	0	0.00	0	0.00		0
	Sub-Total (B)(1)		233	100898450	0	0	100898450	36.81	100898450	0	100898450	36.77	0	36.81	0	0.00		100898450
2	Central Government/ State Government(s)/ President of India		0	0	0	0	0	0.00	0	0	0	0.00	0	0.00	0	0.00		0
	Sub-Total (B)(2)		0	0	0	0	0	0.00	0	0	0	0.00	0	0.00	0	0.00		0
3	Non-institutions		0	0	0	0	0	0.00	0	0	0	0.00	0	0.00	0	0.00		0
a	Individuals -		53391	32589731	0	0	32589731	11.89	32589731	0	32589731	11.88	0	11.89	0	0.00		32120496
i	Individual shareholders holding nominal share capital up to Rs. 2 lakhs.		53376	24805805	0	0	24805805	9.05	24805805	0	24805805	9.05	0	9.05	0	0.00		24336570
ii	Individual shareholders holding nominal share capital in excess of Rs. 2 lakhs.		15	7783926	0	0	7783926	2.84	7783926	0	7783926	2.84	0	2.84	0	0.00		7783926
	Ashish Kacholia	AADPK0757F	1	4212123	0	0	4212123	1.54	4212123	0	4212123	1.54	0	1.54	0	0.00		4212123



20

	NBFCs registered with RBI		8	5020465	0	0	5020465	1.83	5020465	0	5020465	1.83	0	1.83	0	0.00		5020465
	Bengal Finance & Investment Pvt. Ltd.	AABCB7225Q	1	5000000	0	0	5000000	1.82	5000000	0	5000000	1.82	0	1.82	0	0.00		5000000
c	Employee Trusts		0	0	0	0	0	0.00	0	0	0	0.00	0	0.00	0	0.00		0
D	Overseas Depositories (holding DRs) (balancing figure)		0	0	0	0	0	0.00	0	0	0	0.00	0	0.00	0	0.00		0
e	Any Other (specify)		3649	15835793	0	0	15835793	5.78	15835793	0	15835793	5.78	0	5.78	0	0.00		15400793
	Other		1129	3193451	0	0	3193451	1.16	3193451	0	3193451	1.16	0	1.16	0	0.00		2761451
	Non-Resident Indian (NRI)		1456	3512390	0	0	3512390	1.28	3512390	0	3512390	1.28	0	1.28	0	0.00		3512390
	Bodies Corporate		624	9129952	0	0	9129952	3.33	9129952	0	9129952	3.33	0	3.33	0	0.00		9126952
	Sub-Total (B)(3)		57048	53445989	0	0	53445989	19.50	53445989	0	53445989	19.48	0	19.50	0	0.00		52541754
	Total Public Shareholding (B) = (B)(1)+(B)(2)+(B)(3)		57281	154344439	0	0	154344439	56.31	154344439	0	154344439	56.25	0	56.31	0	0.00		153440204






Table IV - Statement showing shareholding pattern of the Non Promoter- Non Public shareholder

Category & Name of the Shareholders (I)	PAN (II)	No. of shareholder (III)	No. of fully paid up equity shares held (IV)	Partly paid-up equity shares held (V)	Nos. of shares underlying Depository Receipts (VI)	Total no. shares held (VII= IV+V+VI)	Shareholding % calculated as per SCRR, 1957 As a % of (A+B+C <sup>2</sup> ) (VIII)	Number of Voting Rights held in each class of securities (IX)			No. of Shares Underlying Outstanding convertible securities (including Warrants) (X)	Total shareholding, as a % assuming full conversion of convertible securities (as a percentage of diluted share capital) (XI)	Number of Locked in shares (XII)		Number of Shares pledged or otherwise encumbered (XIII)		Number of equity shares held in dematerialized form (XIV) (Not Applicable)		
								No of Voting Rights					Total as a % of Total Voting rights	No.	As a % of total Shares held	No.		As a % of total shares held (Not applicable)	
								Class X	Class Y	Total									
1	Custodian/DR Holder	0	0	0	0	0	0	0	0	0	0.00	0	0	0.00			0		
2	Employee Benefit Trust (under SEBI (Share based Employee Benefit) Regulations, 2014)	1	5760773	0	0	5760773	2.10	5760773	0	5760773	2.10	0	2.10	0	0.00			5760773	
	KPIT Technologies Employees Welfare Trust	AAATK6278Q	1	5760773	0	0	5760773	2.10	5760773	0	5760773	2.10	0	2.10	0	0.00			5760773
	Total Non-Promoter- Non Public Shareholding (C)= (C)(1)+(C)(2)		1	5760773	0	0	5760773	2.10	5760773	0	5760773	2.10	0	2.10	0	0.00			5760773

